



**2020**

**2021 03**



.....5

.....9

.....9

1\ 8<sup>2</sup>

.



	ST		000868

	91340000148975314D

	22                      920-926

	2020	2019		2018
	3,259,905,476.97	3,375,870,425.18	-3.44%	3,146,799,184.83
	99,582,445.56	33,620,608.62	196.19%	-893,339,285.51
	-414,719,654.42	-96,534,923.00		-928,646,638.89
	400,051,723.11	522,262,692.44	-23.40%	-345,317,349.45

	2020	2019	
	3,259,905,476.97	3,375,870,425.18	
	31,707,436.22	42,956,955.53	
	3,228,198,040.75	3,332,913,469.65	

2020

	84,969,773.62	88,685,254.13	47,219,374.10	
			749,500.26	
	3,663,026.43	7,580,150.91		
	371,980.19	5,660,643.22	2,349,581.72	
	-2,476,668.81	1,691,942.47	-16,572,122.39	
	160,575.24	695,826.04		
	757,530.10	13,927,847.80	1,248,797.21	
	897,867.02	16,375,067.75	1,517,936.51	
	514,302,099.98	130,155,531.62	35,307,353.38	--


1 ---

1 ---

16 —

	"	+	"				"	"	
2020				2018	2019	10%	2020	20%	6
2020			26%		L 12		2020		
2020			5605	6		4.6%	1.3		8

**1**



16 --

12

12

10-12

10-12

U

TPS

2020				
2020	5,605	1.5%	6	4.6%
8	325,990.57	3.44%		1.3

---

	4592	4325	6.17%	4677	4275	9.40%
	880	1437	-			

3,061 65%

" "

82] TJ40AB95215001TP <</MCID 16>> BDC q BT /F1 f 1 0 0 1 374.35 606.58 Tm [<04D70A40720021

7 100% 13.7

A9

35 212

G9 K8 6700K 6118 GCC

8

K8 F7

" "

EHS EHS EHS 0.606 " "

EHS EHS 100%

7 111 117

35

11 KPI

400

6

24 " " 26 " " 99%

100%

32 2020

" " 6+4"

" 1+2"

2020 15.7%

31

**2**

**1**

	2020		2019		
	3,259,905,476.97	100%	3,375,870,425.18	100%	-3.44%

3,259,905,476.97 100.00%

	3,080,255,838.22	94.49%	3,152,081,245.29	93.37%	-2.28%
	179,649,638.75	5.51%	223,789,179.89	6.63%	-19.72%
	2,957,971,508.74	90.74%	2,844,669,042.03	84.26%	3.98%
	301,933,968.23	9.26%	531,201,383.15	15.74%	-43.16%

2

10%

	3,259,905,476.97	2,849,996,406.04	12.57%	-3.44%	0.59%	-3.50%
	3,080,255,838.22	2,712,432,482.40	11.94%	-2.28%	2.84%	-4.38%
	2,957,971,508.74	2,561,969,841.01	13.39%	3.98%	8.49%	-3.59%

1

3

			2020	2019	
			5	5,692	-1.53%

--	--	--	--	--	--	--

2020 11  
20 12 7

"

"

2020 12

2020 11 1,261,740,000.  
20 00

790  
126,174

2020 12  
20

**6**

1

2020 7 28

2

2020 10 26

**7**

**8**



1		510,014,973.63	19.10%
2		370,908,503.52	13.89%
3		123,804,675.82	4.64%
4		98,496,223.53	3.69%
5		75,779,213.51	2.84%
	--	1,179,003,590.02	44.16%

3

	2020	2019		
	314,682,289.51	239,531,495.38	31.37%	
	103,920,759.71	143,720,555.64	-27.69%	
	75,351,129.46	89,336,774.27	-15.65%	
	120,251,275.44	101,903,912.87	18.00%	

4

2020  
 7 100% 13.7 A9  
 35 212 G9 K8 GCC

2020EB-PAC

133 12 10 "  
 " " E9  
 "

	2020	2019	
	345	353	-2.27%

	0.00	0.00	0.00%
	0.00%	0.00%	0.00%

## 5

	2020	2019	
	2,841,779,295.03	4,027,008,225.25	-29.43%
	2,441,727,571.92	3,504,745,532.81	-30.33%
	400,051,723.11	522,262,692.44	-23.40%
	871,014,043.21	70,201,043.73	1,140.74%
	97,736,718.29	268,864,048.21	-63.65%
	773,277,324.92	-198,663,004.48	489.24%
	1,353,000,000.00	1,771,182,973.73	-23.61%
	2,428,471,331.29	1,981,755,579.22	22.54%
	-1,075,471,331.29	-	

项 目	本期发生额	上期发生额	同比增减	变动原因
收到的税费返还	28,429,860.71	66,907,035.02	-57.51%	主要系本期出口业务减少所致。
收到其他与经营活动有关的现金	55,912,213.16	128,646,798.21	-56.54%	主要系上期支付的往来款增加所致。支付其他与经营活动有关的现金
收回投资收到的现金	304,678,737.17	23,000,000.00	1224.69%	主要系理财产品赎回所致。
处置固定资产、无形资产和其他长期资产收回的现金净额	555,884,628.36	4,527,763.80	12177.24%	主要系本期因政府收储而处置的土地厂房产生处置收益影响所致。
支付的现金	64,000,000.00	242,300,000.00	-73.59%	主要系上期购买理财产品所致。
收到其他与筹资活动有关的现金	-	316,182,973.73	-100.00%	主要系上期收到的融资款所致。
支付其他与筹资活动有关的现金	563,257,863.10	111,380,000.00	405.71%	主要系本期支付到期融资款所致。

	38,144,290.27	37.90%		

2020

	-71,371,614.40	-70.91%		
--	----------------	---------	--	--

1

2020

	2020		2020			
	1,478,743,65 7.42	28.93%	1,002,715,52 3.08	19.07%	9.86%	
	960,462,606. 69	18.79%	929,099,384. 34	17.67%	1.12%	



1

--	--	--

5,000,000.00



---

	" " " "







			103680000	770,415,13 6.73	187,608,99 1.71	1,001,752, 089.16	6,138,019. 92	5,129,828. 98

--	--	--	--	--	--	--	--	--

4,038.82

1

30

3

2018

2019

2020

2020	0.00	99,582,445.56	0.00%	0.00	0.00%	0.00	0.00%
2019	0.00	33,620,608.62	0.00%	0.00	0.00%	0.00	0.00%
2018	0.00	-893,339,285.51	0.00%	0.00	0.00%	0.00	0.00%


			6			
			7			

2

“ ”

2017 7 5  
2020 1 1  
25

14 —  
2020 1 1

2017 22 “ ”

( 2020 1 1 )

2019 12 10

13

2020 1 1

1

2020 7 28

2

2020 10 26

34

2020

	71
	6
	3

2020

( )			( )	( )	( )		
-----	--	--	-----	-----	-----	--	--

3,637.37

2018

3

3,637.37

---

				2			
				243,438			
				20,888			
				222,550			

	864.49			1 864.4943 2		2019 02 13	2019-009
--	--------	--	--	--------------------	--	---------------	----------

---

	250			250		2019 20	04	2019-047
--	-----	--	--	-----	--	------------	----	----------

				1			
				2,273.06			
				2,54.72			
	2,527.78			2019 7 31		2019 08 28	2019-084
				2			
				3			
				1			
				2,580.52			
	2,843.99			263.47		2019 08 28	2019-084
				2019 7			

				31			
				2			
				3			
	1,528.4			15,284,000		2020 01 22	2020-005
	1,613.53			16,050,200 85,080		2020 01 22	2020-005
	25.4			254,000 39,200		2020 01 22	2020-005
	63.63			636,323		2020 01 22	2020-005

2020

--	--	--	--	--	--	--	--	--

9,200

9,200

	80.44			804392 .		2020 06 16	2020-053
	0					2020 06 16	2020-053
	16,549.75			1 1,674.50 14,875.25 2		2020 09 19	2020-082
	232.06			1 2237695.44 82898.57 2320594.01 2		2020 09 19	2020-082

				1600000 79123 2			2020-082
				3 9600			

1

103.86

2020 09 2020-082  
19

10323000

2

62770.5

	4.08			1 30000 10800 2		2020 09 19	2020-082
	32			1 200000 120000 2		2020 09 19	2020-082

1

70000

13.72

2020 09  
19

2020-

2

2016  
694.68

5

152  
7.02 /



														2020-020
														2020
						23,39		85,00						
				--	--	4,72	--	0	--	--	--	--		

5

1

1

2

3

2

1

	2020 03 17	4,000	2020 07 30	3,995.08		1		
B1		8,000		B2		4,478.64		
B3		8,000		B4		4,478.64		
A1+B1+C1		8,000		A2+B2+C2		4,478.64		
A3+B3+C3		8,000		A4+B4+C4		4,478.64		
A4+B4+C4						8.50%		


4

5

1

	EHS			"	"		
CQC		"	"	ISO14001	OHSMS18000		EHS

2



" "

1

**1**

	37,769, 115	5.15%				14,650	14,650	37,783, 765	


Mở đầu

	46,215		45,658		0		0
			5%		10		

10			
	147,000,000		147,000,000
	112,108,623		112,108,623
	8,086,908		8,086,908
	7,249,300		7,249,300
	3,750,000		3,750,000
	3,556,000		



3

	/			











			2020 08 13	

1952 2

1963 1

1954 11

2003 7

1962 11

1978


1

2

3

2020

312.53

⌘

			58			
			51			
			59		68.71	

59



	58
	683
	561
	1,079
	2,381

2

" "

3

ISO10015

- -

4

" "

1

2020		26.31%	2020 04 30	2020 05 06	www.cninfo.co m.cn 2020  2020-048
2019		42.05%	2020 06 19	2020 06 20	www.cninfo.co m.cn 2019  2020-054
2020		41.48%	2020 08 12	2020 08 13	www.cninfo.co

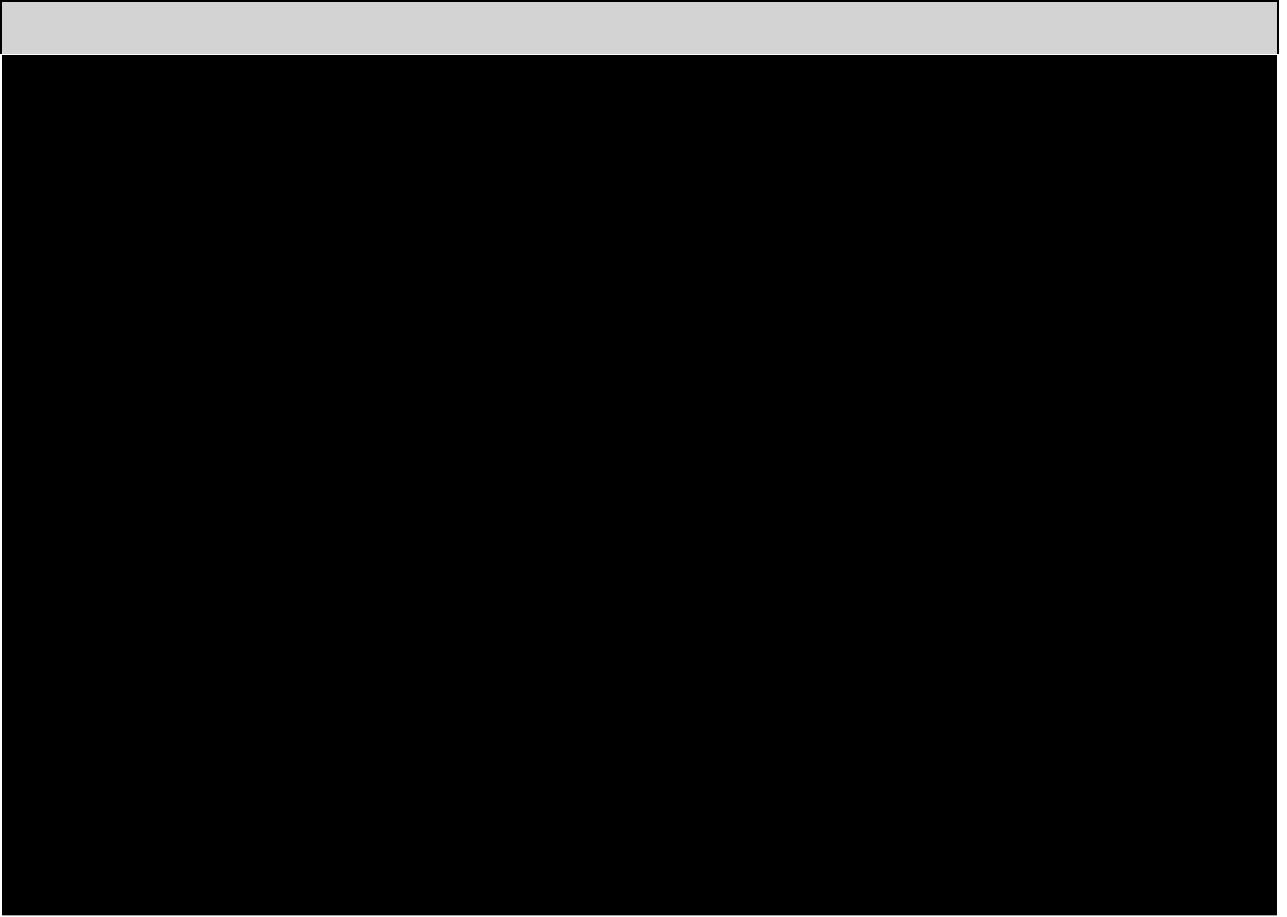
					m.cn 2020 2020-076
2020		41.43%	2020 11 10	2020 11 11	www.cninfo.co m.cn 2020 2020-097

2

1

1







	2021 03 19
	[2021]230Z0100

2020

2020 12 31

2020 12 31

2020

"

"

1

25 40

2020

325,990.55

2

1

2

3

4

5

6

7

8

1

	4	2020 12 31	162,626.72
66,490.46			

2.

1

2

3

4

5

6





	218,116,582.05	189,560,140.49
	200,321,004.85	214,437,144.69
	9,556,138.81	7,866,167.84
	29,421,367.86	70,346,184.27
	705,508,852.26	828,094,208.33
	25,813,281.25	6,220,231.68
	183,437,278.46	223,114,582.35
	1,075,340.08	

---

	25,658,247.85	15,650,311.03
	474,974,000.55	378,454,732.71
	1,814,433.19	



---

	9,556,138.81	7,866,167.84
	29,421,367.86	70,346,184.27
	528,057,424.59	659,265,616.78
	25,539,157.86	6,131,736.10

2020

---



360,000,000.00

380,000,000.00



2020

" "	105,232,970.59	54,564,138.05
	323,414.51	

---





4.		
5.		
6.		
7.		

" _"		
" "		
" "	3,663,026.43	387,237.50
" _"	-184,515,520.31	-58,287,844.26
" _"	-5,302,254.30	-671,643.54
" _"	390,726,526.24	3,172,324.51
" "	96,774,769.73	9,262,230.94
	202,001.99	6,351,708.71
	3,865,499.35	5,613,557.51
" "	93,111,272.37	10,000,382.14
	-58,085.63	58,085.63
" "	93,169,358.00	9,942,296.51
" "		



--	--	--

	64,000,000.00	242,300,000.00
	97,736,718.29	268,864,048.21
	773,277,324.92	-198,663,004.48
	1,353,000,000.00	1,455,000,000.00
		316,182,973.73
	1,353,000,000.00	1,771,182,973.73







	1,053,000,000.00	1,205,000,000.00
		277,199,312.66
	1,053,000,000.00	1,482,199,312.66
	1,430,000,000.00	1,537,000,000.00
	81,939,093.19	101,819,856.58
	574,076,262.44	111,380,000.00
	2,086,015,355.63	1,750,199,856.58
	-1,033,015,355.63	-268,000,543.92
	-9,277,820.00	926,539.91
	-68,814,980.73	147,786,292.66
	381,969,575.01	

	733				530,		4,13	13,9	47,3		-903		425,	80,3	506,
	,32				478,		6,24	69,2	67,2		,580,		700,	04,0	004,
	9,1				330.		2,66	95.6	83.0		313.		005.	25.6	031.
	68.				16			3	0		71		74	2	36
	00														

-714

" "



1															
2															
3															
4															
5															
6															
					238,		886,					1,12			
					355.		062.					4453.			
					31		89								



3





---

										58.0		
										0		
1												
2												


---

					238,35			718,11				956,468.
					5.31			3.41				72
1					337,03			5,292,				5,629,03
					0.53			000.00				0.53



					93,79			1,868,3			1,962,112
					3.13			19.64			.77
1					1,199,			5,001,6			6,201,37
					771.5						1.50
					0						
2					1,105,			3,133,2			
					978.3			80.36			
					7						





纳入合并	子公司名称	子公司简称	未纳入合并范围
1	巨潮资讯网	巨潮资讯	巨潮资讯网
2	巨潮资讯网	巨潮资讯	巨潮资讯网
3	巨潮资讯网	巨潮资讯	巨潮资讯网
101	巨潮资讯网	巨潮资讯	巨潮资讯网

1

15 ——

2014

2

12

1

2

1 1 12 31

3

101

4

( )

5

1

2

" 6 6

3

" 6 6

6

1

2

3

4

A.

a

b

c

B.

a

b

c

A.

B.

C.

5

" "

" " " "

" "

" "

" " "

6

A.

/

B.

A.

B.

" "

" "

" "

" "

" "

- a
- b
- c
- d

**7**

1

9

1

$\frac{1}{2}$

3

5

12

12

12

12

12

A. /

1

2

1

1

2

3

4

12

1

2

1

2

12

B.

12

A.

B.

C.

D.

E.

F.

G.

H.

30

30

30

A.

**11**

10.

**12**

10.

**13**

10.

**14**

10.

**15**

1

2

3

4



1

20% 20% 50%

2

A.

B.

C.

A.

B.

C.

D.

3



**2**

		25-40	3.00	3.88-2.43
		5-18	3.00	19.4-5.39
		5-18	3.00	19.4-5.39
		5-18	3.00	19.4-5.39

**3****21**

1

2

)

2

23

1

1

2

项 目	预计使用寿命	依据
土地使用 权	50年	法定使用 权
计算机软件	3-5年	参考能为 公司带来 经济利益 的期限确 定使用寿命

2

3

4

117

- A.
- B.
- C.
  
- D.
- E.

**24**

A.

B.

2



4

- A.
- B.
- C.

**27**

1

2

**28**

1





A.

B.

3

A.

B.

12

**31**

1

123



**3 2020**

	189,560,140.49	189,560,140.49	
	214,437,144.69	214,437,144.69	
	7,866,167.84	7,866,167.84	
	70,346,184.27	70,346,184.27	
	828,094,208.33	828,094,208.33	
	6,220,231.68	6,220,231.68	
	223,114,582.35	223,114,582.35	
	1,222,368.40	1,222,368.40	
	5,727,747.94	5,727,747.94	
	7,928,478.17	7,928,478.17	
	1,554,517,254.16	1,554,517,254.16	
	5,258,434,813.39	5,258,434,813.39	

---

	378,454,732.71	378,454,732.71	
	2,363,701.40	2,363,701.40	
	773,663.16	773,663.16	

---

	47,367,283.00	47,367,283.00	
	-903,580,313.71	-903,580,313.71	
	425,700,005.74	425,700,005.74	
	80,304,025.62	80,304,025.62	

	189,560,140.49	189,560,140.49	
	333,993,177.00	333,993,177.00	
	7,866,167.84	7,866,167.84	
	70,346,184.27	70,346,184.27	
	659,265,616.78	659,265,616.78	
	6,131,736.10	6,131,736.10	
	157,420,156.26	157,420,156.26	

	455,000,000.00	455,000,000.00	
		6,490,378.77	6,490,378.77
	3,971,968,532.96	3,971,968,532.96	
	380,000,000.00	380,000,000.00	
	1,195,199.37	1,195,199.37	
	114,022,668.43	114,022,668.43	
	117,255.81		

2

2020 1 1

72,575,503.71

66,085,124.94

6,490,378.77

**4 2020**

**34**

**1**

		6% 13%
		7%
		15% 25%
		3%
		2%

	25%
	25%
	25%
	25%
	25%
	25%
	25%
	25%
	25%

**2**

1

2020

2020 1 1 3

2020

2

( [2017]59 )





	398,35 9,174.4 8	24.55 %	373,79 6,962.0 6	93.83 %	24,562, 212.42	395,87 9,648.6 2	26.06%	359,55 1,316.3 1	90.82%	36,328,3 32.31
	1,224,2 57,993. 60	75.45 %	288,35 7,599.3 3	23.55 %	935,90 0,394.2 7	1,123,3 80,089. 43	73.94%	230,60 9,037.4 0	20.53%	892,771, 052.03
	1,224,2 57,993.	75.45	288,35 7,599.3	23.55	935,90 0,394.2	1,123,3 80,089.	73.94%	230,60 9,037.4	20.53%	892,771,

	1,022,0									
	17,168. 08									

---

1	1	692,330,549.70
1	2	131,738,077.92
2	3	207,590,937.32
3		590,957,603.14
3	4	151,428,469.96
4	5	286,219,228.68
5		153,309,904.50

2020

---

	298,626,259.91	18.41%	
--	----------------	--------	--

2

单位名称	2020年12月31日余额	与应付款项期末余额合计数的比例
第一名		
第二名		
第三名		
第四名	807,877.09	
第五名	43,666.03	
合计	40,692,327.78	

7

[REDACTED]

[REDACTED]

2020 1 1	---	---	---	---
	3,841,082.37			3,841,082.37
			126,881.50	126,881.50
2020				

		480,366,854.00	1-4	76.46%	
		46,000,000.00	5	7.32%	46,000,000.00
		12,617,400.00	1	2.01%	630,870.00
		10,140,690.00	1-2 5	1.61%	9,309,090.00
		10,000,000.00	1	1.59%	
	--	559,124,944.00	--	88.99%	55,939,960.00

6

		480,366,854.00	1-4	*

\*

[2016]958

[2018]18

480,366,854.00

7

8

8

1

	26,654,187.23	3,947,861.94	22,706,325.29	111,261,406.08	95,280,276.87	15,981,129.21

---

	6,453,861.48	130,592.12	6,323,269.36	8,129,107.14	674,932.89	7,454,174.25
	64,585,718.69	6,295,457.18	58,290,261.51			

2020

	94,050,797.64	151,266,123.52
--	---------------	----------------

2020 12 31      2019 12 31      37.82%



187.80	
047.31	0.49%-7.52%
140.49	--

65      0      05      22      3      49







**3**

--	--	--	--

1                    2020   12   31                    2019   12   31                    43.29%

2

**15**

	705,508,852.26	828,094,208.33
	705,508,852.26	828,094,208.33

**1**

	744,294,925.93	555,531,316.95	19,254,821.19	183,491,903.09	1,502,572,967.16
1.					

---

1.	180,943,253.49	324,010,912.00	14,158,243.94	119,063,951.55	638,176,360.98

	3,956,619.73	
	509,572.70	

16

	25,813,281.25	6,220,231.68
	25,813,281.25	6,220,231.68

1

	3,237,068.87		3,237,068.87	3,180,465.10		3,180,465.10
	13,359,563.34		13,359,563.34	323,813.88		323,813.88
	5,313,158.95		5,313,158.95			
	3,903,490.09		3,903,490.09	2,715,952.70		2,715,952.70
	25,813,281.25		25,813,281.25	6,220,231.68		6,220,231.68

2

--	--	--	--	--	--	--	--	--	--	--	--	--

659,84  
 6,700.  
 00

3,180,  
 465.10

336,57  
 6.80

279,97  
 3.03



4.	220,280,035.42			31,598,670.87	251,878,706.29
1.	48,117,665.77			23,919,436.13	72,037,101.90
2.	5,040,902.54			2,692,266.07	7,733,168.61
1	5,040,902.54			2,692,266.07	7,733,168.61
3.	11,328,842.68				11,328,842.68
1	11,328,842.68				11,328,842.68
4.	41,829,725.63			26,611,702.20	68,441,427.83
1.					
2.					
1					

18

	1,222,368.40	27,276.91	174,305.23		1,075,340.08
	1,222,368.40	27,276.91	174,305.23		1,075,340.08

19 /

1

	2,835,712.15	708,928.04		
	22,230,240.60	5,557,560.15	22,910,991.76	5,727,747.94
	25,065,952.75	6,266,488.19	22,910,991.76	5,727,747.94

2

	6,556,138.85	983,420.83	4,866,167.84	729,925.18
			387,237.50	58,085.63
	6,556,138.85	983,420.83	5,253,405.34	788,010.81

3

		6,266,488.19		5,727,747.94
		983,420.83		788,010.81

4

---

--	--	--

21

1

	188,000,000.00	300,000,000.00
		60,000,000.00
	755,000,000.00	795,000,000.00
	943,000,000.00	1,155,000,000.00

1

2 475,000,000.00

22

	12,617,400.00	1,000,000.00
	803,828,096.84	782,440,561.92
	816,445,496.84	783,440,561.92

0.00

23

1

	1,407,989,447.89	1,294,279,705.11
	14,674,740.55	33,308,079.33
	654,085.69	1,284,957.42
	1,423,318,274.13	1,328,872,741.86

2

1

--	--	--

1

24

25

	38,265,986.42	68,670,343.10
	38,265,986.42	68,670,343.10

26

1

	29,399,332.64	272,522,152.30	264,721,956.22	37,199,528.72
	-	16,561,553.19	16,561,553.19	
		595,845.00	595,845.00	
	29,399,332.64	289,679,550.49	281,879,354.41	37,199,528.72

2

1				

4		25,347,286.00	25,347,286.00	
5	4,183,344.14	4,192,995.35	3,151,714.71	5,224,624.78
	29,399,332.64	272,522,152.30	264,721,956.22	37,199,528.72

## 3

1		16,047,362.90	16,047,362.90	
2		514,190.29	514,190.29	
		16,561,553.19	16,561,553.19	

## 27

	9,694,676.80	1,327,720.68
	1,260,122.48	365,115.10
	4,769,771.38	4,405,505.56
	194,507.76	133,205.07
	768,071.28	117,394.28
	5,549,311.06	5,973,941.76
	2,310,252.12	2,729,421.07
	160,009.87	428,573.18
	548,622.39	83,853.05
	398,798.85	84,350.50
	4,103.86	1,230.78
	25,658,247.85	15,650,311.03

2020 12 31

2019 12 31

63.95%

## 28

--	--	--

---

	1,814,433.19	2,363,701.40
	773,663.16	773,663.16
	472,385,904.20	375,317,368.15
	474,974,000.55	378,454,732.71

**1**

	725,847.22	

--	--	--

1

**29**

32

	657,636.67	1,195,199.37
	657,636.67	1,195,199.37

1

	657,636.67	1,195,199.37

项目	期末余额	期初余额
一、长期应付款		
应付融资租赁款余额	95,567,018.75	130,121,118.75
应付融资租赁款	90,760,215.18	122,026,098.18
用于融资的长期应收款余额	95,567,018.75	130,121,118.75
实现融资收益	-5,464,440.24	-9,290,219.94
长期应收款净额	90,102,578.51	120,830,898.81
	657,636.67	1,195,199.37
		合计

20150167

44,184,000.00

8

33

	149,351,063.97	15,987,500.00	45,713,964.23	119,624,599.74	
	149,351,063.97	15,987,500.00	45,713,964.23	119,624,599.74	--

	6,289,652.13			887,115.9 6			5,402,536.17	
	5,691,987.40			652,003.1 6			5,039,984.24	
15 830	5,561,302.77			572,899.0 8			4,988,403.69	
	2,000,000.00			200,000.0 0			1,800,000.00	
	3,904,338.32			433,815.4 4			3,470,522.88	





37





	9,931,181.25	14,969,611.90
	56,252,397.25	34,491,363.19
	1,883,571.86	4,137,156.22
	5,504,512.93	5,143,961.29
	6,396,934.47	2,681,544.22
	929,868.02	976,845.43
	7,736,284.75	34,758,779.70
	314,682,289.51	239,531,495.38

31.37%

43

	47,429,968.93	83,794,635.71
	21,093,409.73	17,348,912.32
	9,812,963.30	8,516,707.44
	5,939,204.63	7,337,528.01
	1,911,539.19	2,274,761.27
	1,253,990.36	




---

	8,719,682.61	392,890.35
	3,738,237.29	2,393,519.47
	1,404,769.33	1,406,133.20
	3,146,298.06	

	160,575.24	695,826.04
	38,144,290.27	84,316,600.60

54.76%

48



## 51

	390,990,807.53	4,606,389.46
	708,839.03	3,058,687.62
		1,547,701.84

54

1

	42,154.80	7,035,465.42
	-596,825.88	228,914.22
	-554,671.08	7,264,379.64

2

	100,646,086.43
/	15,096,912.96
	-13,897,816.89
	-94,835.39
	-5,014,273.32
	-475,348.11
	16,938,577.85
	-13,107,888.18
	-554,671.08

55

36

56

1

--	--	--

2

	35,508,020.53	100,357,067.59
	15,887,941.09	16,061,912.53
	2,642,941.74	4,609,974.94
	1,873,309.80	
	55,912,213.16	128,646,798.21

3

6

		180,000.00
	39,000,000.00	11,200,000.00
	50,000,000.00	100,000,000.00
	86,666,666.67	
	387,591,196.43	
	563,257,863.10	111,380,000.00

57

1

1	--	--
	101,200,757.51	47,839,224.15
	114,690,306.29	48,110,605.31
	71,371,614.40	
	59,075,152.94	62,450,782.19
	7,733,168.61	9,053,062.83
	174,305.23	172,714.08
" "	-390,990,807.53	-4,606,389.46
" "	2,110,215.35	1,152,476.73
" "	-3,663,026.43	-387,237.50
" "	89,738,544.47	82,161,108.77
" "	-38,144,290.27	-84,316,600.60

" "	-538,740.25	170,828.59
" "	-58,085.63	58,085.63
" "	61,066,778.09	6,022,288.05
" "	-16,822,374.78	1,851,007,499.77
" "	343,108,205.11	-1,496,625,756.10
	400,051,723.11	522,262,692.44
2	--	--
3		

	921,040,155.00	
	5,837,720.00	
	131,887,746.92	
	72,862,678.92	
	1,131,628,300.84	--

\*1 2020 12 31

25,811,900.00

626,301,682.79                      250,603,938.10                      16,231,919.92                      1,400,414.19  
690,300.00

\*2

ZGEDY2019004

2018                      0007221                      0007215                      0007224                      0007218                      0007141  
29,500.00

2020 12 31                      18,800.00

**59**

2

60

1

		59,024,311.48	
		25,041,030.00	16,026,259.20
		1,574,000.00	157,400.00
15	830	7,280,000.00	572,899.08

	540,000.00		54,000.00
	15,277,500.00		7,959,612.84
	6,200,000.00		695,847.36
L4	672,000.00		
19	7,500,000.00		6,588,462.25

34,560,000.00



2020

---

				100.00%		
--	--	--	--	---------	--	--

	541,78 4,224. 39	228,63 0,912. 34	770,41 5,136. 73	550,42 8,964. 64	32,377 ,180.3 8	582,80 6,145. 02	502,71 6,307. 21	223,32 3,790. 73	726,04 0,097. 94	509,25 0,890. 17	35,328 ,395.5 4	544,57 9,285. 71
	30,521 ,531.0 7	3,361, 976.82	33,883 ,507.8 9	26,037 ,884.6 6		26,037 ,884.6 6	13,466 ,397.9 1	3,658, 988.50	17,125 ,386.4 1	9,407, 505.25		9,407, 505.25

	1,001,752, 089.16	5,129,828. 98	5,129,828. 98	43,197,467 .48	991,992,69 7.35	48,500,434 .81	48,500,434 .81	-78,043,43 7.47
	37,516,928 .32	127,742.07	127,742.07	834,805.68	32,039,993 .98	155,497.86	155,497.86	698,743.49

2

1

--	--	--	--	--



---

	71,034.	-63,710	-4,525,	44,103,	2,398.1	-296,73	-35,324	-7,500,	-6,912,	24,612,	-2,058,
	69	,531.00	173.34	032.72	73.73	5.92	,650.05	517.36	133.84	666.46	418.10

2020 12 31

项目名称	2020年12月31日			
	1年以内	1至2年	2至3年	3年以上
短期借款	943,000,000.00	-	-	-
应付票据	816,445,496.84	-	-	-
应付账款	-	-	-	-
其他应付款	-	-	474,974,000.55	-
一年内到期的非流动负债	-	-	260,000,000.00	-
长期借款	260,000,000.00	90,000,000.00	-	10,000,000.00
长期应付款	657,636.67	-	-	-
合计	260,657,636.67	90,000,000.00	3,917,737,771.52	10,000,000.00

项目名称	2019年12月31日			
	1年以内	1-2年	2-3年	3年以上
短期借款	1,155,000,000.00	-	-	-
应付票据	783,440,561.92	-	-	-
应付账款	1,328,872,741.86	-	-	-
其他应付款	378,454,732.71	-	-	-
一年内到期的非流动负债	455,000,000.00	-	-	-
长期借款	-	260,000,000.00	10,000,000.00	110,000,000.00
长期应付款	-	-	-	1,105,100.00
合计	4,100,768,036.49	260,000,000.00	10,000,000.00	1,105,100.00

3.

1

项目名称	2020年12月31日					
	美元		港币		欧元	
	外币	人民币	外币	人民币	外币	人民币
货币资金	11,147,129.96	72,733,908.28	1,075,811.59	905,403.03	3.58	28.73
应收账款	3,998,332.19	26,088,717.71	-	-	-	-
合计	15,145,462.15	98,822,625.99	1,075,811.59	905,403.03	3.58	28.73

项目名称	2019年12月31日					
	美元		港币		欧元	
	外币	人民币	外币	人民币	外币	人民币
货币资金	11,136,494.96	77,690,416.14	403,758.46	361,686.73	33.76	263.85
应收账款	4,127,332.19	28,793,094.83	-	-	-	-
合计	15,263,827.15	106,483,510.97	403,758.46	361,686.73	33.76	263.85

2020 12 31

50

8.04

2

2020 12 31

62,000.00

50

310.00

1

			189,331.2117	25.20%	25.20%

2

3



---

*1	

\*1

**5**

**1**


/



---

		104,368,038.59	109,633,362.87
		114,286.73	-394,827.58
		7,881,566.86	21,595,022.65

	70,000,000.00	2020 04 03	2021 04 03	
	90,000,000.00	2020 04 08	2021 04 08	
	85,000,000.00	2020 05 19	2021 05 19	
	40,000,000.00	2020 09 03	2021 09 03	
	50,000,000.00	2020 10 21		





		5,520,000.00	
		11,800,000.00	7,500,000.00
		9,668,109.66	10,437,249.87
		10,670,182.77	3,930,756.25
		663,263.88	1,779,474.46

10,0

				32,789,631.89		28,155,419.47	
	2020	12	31			542.47	
	2020	12	31			1108.00	
ZAQZF20190206				ZAQZF20180104		ZAQZF20190506	
3							
				2020	12	31	10,019.52
ZAQZF20200605							
					2020	12	31
1,883.94							
( )							
							2020
12	31					155.60	
							2020010701
							40,000,000.00
	2020	1	8	2020	11	8	690.80
							207.24
							483.56
							198001 671A1
							4,000.00
2019	12	30	2020	12	30	2020	12
							31
							2,663.38
							3,995.08
							2020 12 31
<b>2</b>							
<b>3</b>							
							10%

3

1

	0.00
	0.00

1

1

1

2

3

1

2

2

	1	2		
	3,104,767,706.83	1,347,669,787.71	-1,224,239,453.79	3,228,198,040.75
	2,786,160,637.56	1,279,841,208.80	-1,226,433,647.50	2,839,568,198.86
	4,624,450,929.71	1,105,249,632.35	-617,814,617.13	5,111,885,944.93
	4,140,010,122.81	1,313,462,914.78	-950,799,005.15	4,502,674,032.44

2

2020 12 31

1

1

	383,87	19.66	359,30	93.60	24,562,	381,24		344,91		36,328,3
	0,807.9	%	8,595.5	%	212.42	2,698.0	20.67%	4,365.7	46.64%	32.31
	2		0			2		1		

	1,568,881,443.68	564,239,618.56	35.96%

1	1	684,611,056.86
1	2	131,343,701.06
2	3	208,014,440.73
3		928,783,052.95
3	4	153,592,893.12
4	5	661,233,198.79
5		113,956,961.04
		1,952,752,251.60

**2**

--	--	--	--

4



I

51,803,646.50

			126,881.50	126,881.50	
2020	12	31	26,981,117.81	51,676,765.00	78,657,882.81

	98					
	73,941,466.98	4,843,297.33	126,881.50			78,657,882.81

4

		480,366,854.00	1-4	77.03%	
		46,000,000.00	5	7.38%	46,000,000.00


	326,249,222.21	1,372,185.05	324,877,037.16	333,993,177.00		333,993,177.00
--	----------------	--------------	----------------	----------------	--	----------------

**1**

					(	
					)	

---

	5									9	
	60,717, 669.99			3,645,4 99.08						64,363, 169.07	



1

	429,268,810.43	
	84,969,773.62	
	3,663,026.43	
	371,980.19	
	-2,476,668.81	
	160,575.24	
	757,530.10	

3

1

2

3

